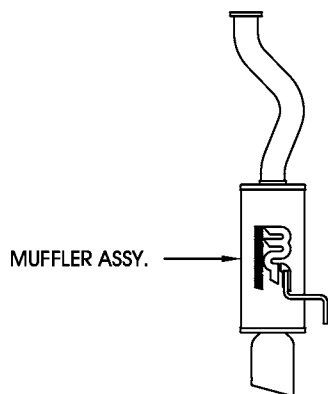
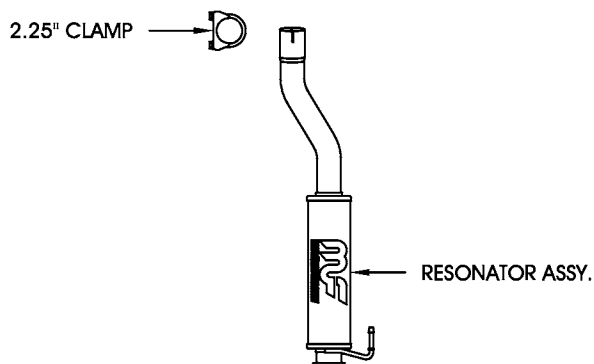
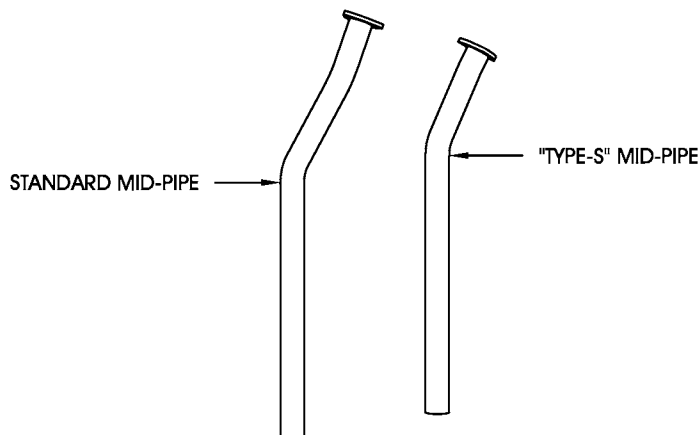


2002-2003 ACURA RSX (STANDARD / TYPE-S) - I-4 2.0L

Warning: When working on under or around any vehicle exercise caution. Please allow the vehicle's exhaust system to cool before removal, as exhaust system temperatures may cause severe burns. If working without a lift, always consult vehicle manual for correct lifting specifications. Always wear safety glasses and ensure safe work area. Serious injury or death could occur if safety measures are not followed.



Step 1: (Carefully read all instructions

before installation) Unbolt the OEM muffler assembly from the extension pipe in front of the rear control arm. Remove the muffler from the OEM rubber insulators. Do not damage the OEM rubber insulators, as they will be re-used to mount the new system. Unbolt the extension pipe from the catalytic converter and remove it from the OEM rubber insulators. Do not discard the front extension pipe fasteners, as they will be re-used.

Step 2: Determine which mid-pipe your model

requires. The "Type-S" models use the shorter mid-pipe. "Standard" models use the longer mid-pipe. Bolt the proper mid-pipe to the catalytic converter re-using the OEM fasteners. Leave all components loose for final adjustment of the complete system. Fit the new resonator assembly into the OEM rubber insulators, and fasten it to the mid-pipe using the supplied 2.25" clamp. Fit the new muffler assembly into the OEM rubber insulators, and fasten it to the resonator assembly using the supplied gasket and fasteners. If you have an aftermarket rear valance you may need to install the supplied long rubber insulators for proper clearance between the exhaust tip and bodywork.

Step 3: With all components mounted loosely, adjust

the system for overall aesthetics and clearance of frame & bodywork. (MAGNAFLOW recommends at least 1/2" of clearance between the exhaust system and any body panels to prevent heat-related body damage or fire.)

Step 4: Once a final position has been chosen for the

new system, evenly tighten all fasteners from front to rear. Inspect all fasteners after 25-50 miles of operation and retighten if necessary.

*MAGNAFLOW Performance Exhaust recommends professional installation on all their products

Technical support: 1-800-959-9226 ext. 4500